



# TEXAS VETERANS COMMISSION

*"Helping Veterans Starts Here"*



## **Annual Financial Report**


**For the Year Ended**

**August 31, 2023**

**LAURA KOERNER**  
US Navy Veteran  
Chairwoman

**KIMBERLEE SHANEYFELT**  
Colonel, US Air Force (Retired)  
Vice-Chair

**MARY LOPEZ DALE**  
US Army Veteran  
Secretary



**MIKE P. HERNANDEZ**  
Corporal, US Marine Corps (Retired)  
Member

**KEVIN BARBER**  
US Army Veteran  
Member

**THOMAS P. PALLADINO**  
Colonel, US Army (Retired)  
Executive Director

## TEXAS VETERANS COMMISSION

December 13, 2023

Honorable Greg Abbott, Governor  
Honorable Glenn Hegar, Texas Comptroller  
Jerry McGinty II, Director Legislative Budget Board  
Lisa Collier, State Auditor

Dear State Leaders:

We are pleased to submit the annual financial report of the Texas Veterans Commission for the year ended August 31, 2023, in compliance with Texas Government Code Annotated, Section 2101.011, and in accordance with the requirements established by the Texas Comptroller of Public Accounts.

Due to the statewide requirements embedded in **Governmental Accounting Standards Board (GASB) 34**, the Comptroller of Public Accounts does not require the accompanying annual financial report to comply with all the requirements in this statement. The financial report will be considered for audit by the state auditor as part of the audit of the State of Texas *Comprehensive Annual Financial Report (CAFR)*; therefore, an opinion has not been expressed on the financial statements and related information contained in this report.

If you have any questions, please contact Doug Rozunick at (512) 463-1061. Mr. Rozunick may also be contacted for questions related to the Schedule of Expenditures of Federal Awards.

Sincerely,

A handwritten signature in blue ink, appearing to read "T. Palladino", written over a horizontal line.

[Thomas Palladino \(Dec 13, 2023 11:26 CST\)](#)

THOMAS P. PALLADINO  
Executive Director  
512/463-2189

TABLE OF CONTENTS

<b>I.</b>	<b>LETTER OF TRANSMITTAL</b>	
<b>II.</b>	<b>COMBINED FINANCIAL STATEMENTS</b>	
	Exhibit I: Combined Balance Sheet/Statement of Net Assets – Governmental Funds	1
	Exhibit II: Combined Statement of Revenues, Expenditures and Changes in Fund Balances/Statement of Activities – Governmental Funds	3
<b>III.</b>	<b>NOTES TO THE FINANCIAL STATEMENTS</b>	
	Notes to the Financial Statements	5
<b>IV.</b>	<b>COMBINING STATEMENTS</b>	
	Exhibit A-1: Combining Balance Sheet – All General and Consolidated Funds	14
	Exhibit A-2: Combining Statement of Revenues, Expenditures And Changes in Fund Balance – All General and Consolidated Funds	15
<b>V.</b>	<b>SCHEDULES</b>	
	Schedule 1A – Schedule of Expenditures of Federal Awards	16
	Schedule 1B – Schedule of State Grant Pass-Throughs	17

Unaudited

# **COMBINED FINANCIAL STATEMENTS**

UNAUDITED

**Texas Veterans Commission, Agency 403**  
**Exhibit I — Combined Balance Sheet/Statement of Net Assets — Governmental Funds**  
**For the Year Ended August 31, 2023**

	<u>Governmental Fund</u> <u>Types</u>		<u>Statement of Net</u> <u>Assets</u>
	<u>General Funds</u>	<u>Governmental</u> <u>Funds Total</u>	
<b>ASSETS AND DEFERRED OUTFLOWS</b>			
Current Assets:			
Cash In State Treasury	51,540,584.46	51,540,584.46	51,540,584.46
Legislative Appropriations	12,019,557.09	12,019,557.09	12,019,557.09
Receivables from:	0.00	0.00	0.00
Federal	0.00	0.00	0.00
Interfund Receivables (Note 12)	0.00	0.00	0.00
Due From Other Agencies	3,610,181.32	3,610,181.32	3,610,181.32
Consumable Inventories	0.00	0.00	0.00
Non-Current Assets:	0.00	0.00	0.00
Capital Assets (Note 2):	0.00	0.00	0.00
Depreciable or Amortizable, Net	0.00	0.00	0.00
Total Assets and Deferred Outflows	<u>67,170,322.87</u>	<u>67,170,322.87</u>	<u>67,170,322.87</u>
<b>LIABILITIES, DEFERRED INFLOWS AND FUND BALANCES</b>			
Liabilities			
Current Liabilities:			
Payables from:			
Accounts	349,473.95	349,473.95	349,473.95
Payroll	2,628,587.79	2,628,587.79	2,628,587.79
Interfund Payable (Note 12)	0.00	0.00	0.00
Other Current Liabilities	12,208.98	12,208.98	12,208.98
Due To Other Agencies (Note 12)	189,080.00	189,080.00	189,080.00
Unearned Revenues	603,477.61	603,477.61	603,477.61
Non-Current Liabilities			
Employees' Compensable Leave	0.00	0.00	0.00
Total Liabilities and Deferred Inflows	<u>3,782,828.33</u>	<u>3,782,828.33</u>	<u>3,782,828.33</u>

	<u>Governmental Fund Types</u>		
	<u>General Funds</u>	<u>Governmental Funds Total</u>	<u>Statement of Net Assets</u>
<b>Fund Financial Statement</b>			
Fund Balances (Deficits):			
Nonspendable	0.00	0.00	0.00
Committed	54,439,311.57	54,439,311.57	54,439,311.57
Assigned	0.00	0.00	0.00
Unassigned	8,948,182.97	8,948,182.97	8,948,182.97
Total Fund Balance	<u>63,387,494.54</u>	<u>63,387,494.54</u>	<u>63,387,494.54</u>
Total Liabilities, Deferred Inflows and Fund Balances	<u><u>67,170,322.87</u></u>	<u><u>67,170,322.87</u></u>	<u><u>67,170,322.87</u></u>

The accompanying notes to the financial statements are an integral part of the financial statement.

**Texas Veterans Commission, Agency 403**  
**Exhibit II — Combined Statement of Revenues, Expenditures and Changes in Fund Balances**  
**Statement of Activities - Governmental Funds**  
**For the Fiscal Year Ended August 31, 2023**

	General Funds	Governmental Funds Total	Statement of Activities
<b>REVENUES</b>			
Legislative Appropriations			
Original Appropriations (GR)	14,413,095.00	14,413,095.00	14,413,095.00
Additional Appropriations (GR)	9,778,470.96	9,778,470.96	9,778,470.96
Federal Revenues (PR - Operating or Capital)	17,975,832.58	17,975,832.58	17,975,832.58
Federal Pass-Through From Revenue	189,080.00	189,080.00	189,080.00
State Pass-Through Revenue	1,044,000.00	1,044,000.00	1,044,000.00
Licenses, Fees & Permits (PR)	11,478.17	11,478.17	11,478.17
Interest and Other Investment Income (GR)	1,761,447.17	1,761,447.17	1,761,447.17
Other (GR)	2,927,190.40	2,927,190.40	2,927,190.40
Sales of Goods and Services	225.00	225.00	225.00
<b>Total Revenues</b>	<b>48,100,819.28</b>	<b>48,100,819.28</b>	<b>48,100,819.28</b>
<b>EXPENDITURES</b>			
Salaries and Wages	24,665,517.74	24,665,517.74	24,665,517.74
Payroll Related Costs	6,906,383.84	6,906,383.84	6,906,383.84
Professional Fees and Services	940,178.98	940,178.98	940,178.98
Travel	509,796.99	509,796.99	509,796.99
Materials and Supplies	858,633.58	858,633.58	858,633.58
Communication and Utilities	431,444.44	431,444.44	431,444.44
Repair and Maintenance	14,416.66	14,416.66	14,416.66
Rental and Leases	127,146.53	127,146.53	127,146.53
Printing and Reproduction	161,466.90	161,466.90	161,466.90
Intergovernmental Payments	6,420,562.04	6,420,562.04	6,420,562.04
Public Assistance Payments	20,195,891.54	20,195,891.54	20,195,891.54
Other Expenditures	356,824.12	356,824.12	356,824.12
Federal Pass Thru Expenditures	1,938,201.16	1,938,201.16	1,938,201.16
Capital Outlay	0.00	0.00	0.00
<b>Total Expenditures</b>	<b>63,526,464.52</b>	<b>63,526,464.52</b>	<b>63,526,464.52</b>
<b>Excess (Deficiency) of Revenues over Expenditures</b>	<b>(15,425,645.24)</b>	<b>(15,425,645.24)</b>	<b>(15,425,645.24)</b>
<b>OTHER FINANCING SOURCES (USES)</b>			
Legislative Financing Sources	0.00	0.00	0.00
Legislative Financing Uses	(436,659.37)	(436,659.37)	(436,659.37)
Operating Transfers In (Note 12)	58,881,695.87	58,881,695.87	58,881,695.87
Operating Transfers Out (Note 12)	(32,749,746.92)	(32,749,746.92)	(32,749,746.92)
<b>Total Other Financing Sources (Uses)</b>	<b>25,695,289.58</b>	<b>25,695,289.58</b>	<b>25,695,289.58</b>
<b>Net Change in Fund Balances</b>	<b>10,269,644.34</b>	<b>10,269,644.34</b>	<b>10,269,644.34</b>

	General Funds	Governmental Funds Total	Statement of Activities
<b>Fund Financial Statement - Fund Balances</b>			
Fund Balances, September 1, 2022	53,152,787.68	53,152,787.68	53,152,787.68
Restatements (Note 14)	0.00	0.00	0.00
Fund Balances, September 1, 2022, as Restated	<u>53,152,787.68</u>	<u>53,152,787.68</u>	<u>53,152,787.68</u>
Appropriation Lapsed	<u>(34,937.48)</u>	<u>(34,937.48)</u>	<u>(34,937.48)</u>
Fund Balances, August 31, 2023	<u><u>63,387,494.54</u></u>	<u><u>63,387,494.54</u></u>	<u><u>63,387,494.54</u></u>
<b>Government-Wide Statement of Net Assets</b>			
Net Assets/Net Change in Net Assets		<u>63,387,494.54</u>	<u>63,387,494.54</u>
Net Assets, September 1, 2022			0.00
Restatements			<u>0.00</u>
Net Assets, September 1, 2022, as Restated			0.00
Net Assets, August 31, 2023		<u><u>63,387,494.54</u></u>	<u><u>63,387,494.54</u></u>

The accompanying notes to the financial statements are an integral part of this financial statement.



Unaudited

## **NOTES TO THE FINANCIAL STATEMENTS**

**NOTE 1: SUMMARY OF SIGNIFICANT ACCOUNTING POLICIES****Entity**

---

Texas Veterans Commission is an agency of the state of Texas and its financial records comply with state statutes and regulations. This includes compliance with the Texas Comptroller of Public Accounts' *Reporting Requirements for Annual Financial Reports of State Agencies and Universities*.

Texas Veterans Commission serves the state by providing services that will significantly improve the quality of life of Texas Veterans and their families.

Due to the statewide requirements embedded in GASB Statement No. 34, *Basic Financial Statements - and Management's Discussion and Analysis - for State and Local Governments*, the Comptroller of Public Accounts does not require the accompanying annual financial report to comply with all the requirements in this statement. The financial report will be considered for audit by the State Auditor as part of the audit of the state of Texas *Comprehensive Annual Financial Report*; therefore, an opinion has not been expressed on the financial statements and related information contained in this report.

**Fund Structure**

---

The accompanying financial statements are presented on the basis of funds, each of which is considered a separate accounting entity.

**Governmental Fund Types and Government-wide Adjustments Fund Types****General Revenue Funds**

The general revenue fund is used to account for all financial resources of the state except those required to be accounted for in another fund. As of Sept. 1, 2009, the Texas license plate account was consolidated into general revenue fund. The Texas license plate account was previously presented as agency funds.

The Fund for Veterans Assistance (fund 0368) - This fund was established to enhance or improve veterans' assistance programs and make grants to local communities to address veteran needs. Revenues are obtained from veteran scratch off lottery game and gifts contributed to the fund.

**Capital Assets Adjustment Fund Type**

The capital assets adjustment fund (fund 0099) will be used to convert governmental fund type capital assets from modified accrual to full accrual.

**Long-Term Liabilities Adjustment Fund Type**

The long-term liabilities adjustment fund (fund 0098) will be used to convert governmental fund type debt from modified accrual to full accrual.

**Fiduciary Fund Types**

Fiduciary funds account for assets held by the state in a trustee capacity or as an agent for individuals, private organizations, other governmental units and/or other funds.

**Agency Funds**

Child Support (fund 8070) accounts for employee deductions for child support.

US Saving Bond (fund 0901) accounts for employee contributions to purchase savings bonds.

TexaSaver 401(k) trust (fund 0942) accounts for tax-deferred portions of salaries of state employees in accordance with the provisions of IRC Section 401(k).

## **NOTE 1: SUMMARY OF SIGNIFICANT ACCOUNTING POLICIES**

### **Basis of Accounting**

The basis of accounting determines when revenues and expenditures or expenses are recognized in the accounts reported in the financial statements. The accounting and financial reporting treatment applied to a fund is determined by its measurement focus.

Governmental fund types that build the fund financial statements are accounted for using the modified accrual basis of accounting. Under the modified accrual basis, revenues are recognized in the period in which they become both measurable and available to finance operations of the fiscal year or liquidate liabilities existing at fiscal year-end. The State of Texas considers receivables collected within sixty days after year-end to be available and recognizes them as revenues of the current year for fund financial statements prepared on the modified accrual basis. Expenditures and other uses of financial resources are recognized when the related liability is incurred.

Governmental adjustment fund types that will build the government-wide financial statements are accounted for using the full accrual basis of accounting. This includes capital assets, accumulated depreciation, and unpaid employee compensable leave and full accrual revenues and expenses. The activity is recognized in these fund types.

### **Budget and Budgetary Accounting**

The budget is prepared biennially and represents appropriations authorized by the legislature and approved by the governor (the General Appropriations Act).

Unencumbered appropriations are generally subject to lapse 60 days after the end of the fiscal year for which they are appropriated.

## **Assets, Liabilities and Fund Balance/Net Assets**

---

### **Assets**

#### ***Cash and Cash Equivalents***

Short-term highly liquid investments with an original maturity of three months or less are considered cash equivalents.

#### ***Inventories and Prepaid Items***

Inventories includes consumable inventories. Inventories are valued at cost, generally using the first-in, first-out method. The consumption method of accounting is used to account for inventories and prepaid items that appear in the governmental fund types. The cost of these items is expensed when the items are consumed.

#### ***Capital Assets***

Assets with an initial, individual cost of more than \$5,000 and an estimated useful life in excess of one year are capitalized. These assets are capitalized at cost or, if purchased, at appraised fair value as of the date of acquisition. Purchases of assets by governmental funds are reported as expenditures. Depreciation is reported on all "exhaustible" assets. Assets are depreciated over the estimated useful life of the asset using the straight-line method.

#### ***Other Receivables - Current***

The disaggregation of other receivables as reported in the financial statements is shown in Note 25, "Disaggregation of Receivables and Payables Balances".

## **NOTE 1: SUMMARY OF SIGNIFICANT ACCOUNTING POLICIES**

### **Liabilities**

#### ***Accounts Payable***

Accounts Payable represents the liability for the value of assets or services received at the balance sheet date for which payment is pending.

#### ***Employees' Compensable Leave Balances***

Employees' compensable leave balances represent the liability that becomes "due" upon the occurrence of relevant events such as resignations, retirements, and uses of leave balances by covered employees. Liabilities are reported separately as either current or noncurrent in the statement of net assets.

### **Fund Balance/Net Assets**

The difference between fund assets and liabilities is "net assets" on the government-wide, proprietary and fiduciary fund statements, and the "fund balance" is the difference between fund assets and liabilities on the governmental fund statements.

#### ***Fund Balance Components***

Fund balance for governmental funds are classified as nonspendable, restricted, committed, assigned or unassigned in the fund financial statements.

Nonspendable fund balance includes amounts not available to be spent because they are either (1) not in spendable form or (2) legally or contractually required to be maintained intact.

Restricted fund balance includes those resources that have constraints placed on their use through external parties or by law through constitutional provisions.

Committed fund balance can be used only for specific purposes pursuant to constraints imposed by a formal action of the Texas Legislature, the state's highest level of decision making authority.

Assigned fund balance includes amounts constrained by the state's intent to be used for specific purposes, but are neither restricted nor committed. Intent is expressed by (1) the Texas Legislature or (2) a body (for example, a budget or finance committee) or official to which the governing body has delegated the authority to assign amounts to be used for specific purposes.

Unassigned fund balance is the residual classification for the general fund. This classification represents fund balance that was not assigned to other funds and was not restricted, committed or assigned to specific purposes within the general fund.

#### ***Invested in Capital Assets, Net of Related Debt***

Invested in capital assets, net of related debt consists of capital assets, net of accumulated depreciation.

#### ***Restricted Net Assets***

Restricted net assets result when constraints placed on net asset use are either externally imposed by creditors, grantors, contributions and the like or imposed by law through constitutional provisions or enabling legislation.

#### ***Unrestricted Net Assets***

Unrestricted net assets consist of net assets, which do not meet the definition of the two preceding categories. Unrestricted net assets often have constraints on resources, which are imposed by management but can be removed or modified.

**NOTE 1: SUMMARY OF SIGNIFICANT ACCOUNTING POLICIES**

**Interfund Activities and Balances**

The agency has the following types of transactions between funds:

- (1) Transfers: Legally required transfers that are reported when incurred as "transfers in" by the recipient fund and as "transfers out" by the disbursing fund.
  
- (2) Interfund receivables and payables: Interfund loans are reported as interfund receivables and payables. If payment is due during the current year or soon thereafter, the balance is classified as "current".

The composition of the agency's Interfund activities and balances are presented in Note 12.

**NOTE 2: CAPITAL ASSETS**

A summary of changes in Capital Assets for the year ended August 31, 2023, is presented below:

	Balance		Reclassifications			Additions	Deletions	Balance	
	09/01/2022	Adjustments	Completed CIP	Inc-Int'agy Trans	Dec-Int'agy Trans			8/31/2023	
<b>Governmental Activities:</b>									
<b>Depreciable Assets:</b>									
Furniture & Equipment	84,125.74	0.00	0.00	0.00	0.00	0.00			84,125.74
Total Depreciable Assets	84,125.74	0.00	0.00	0.00	0.00	0.00	0.00	0.00	84,125.74
Less Accumulated Depreciation for:									
Furniture & Equipment	(59,596.94)	0.00	0.00	0.00	0.00	(5,256.00)			(64,852.94)
Total Accumulated Depreciation	(59,596.94)	0.00	0.00	0.00	0.00	(5,256.00)	0.00	0.00	(64,852.94)
Depreciable Assets, Net	<b>24,528.80</b>	<b>0.00</b>	<b>0.00</b>	<b>0.00</b>	<b>0.00</b>	<b>(5,256.00)</b>	<b>0.00</b>	<b>0.00</b>	<b>19,272.80</b>
<b>Amortizable Assets - Intangible:</b>									
Computer Software	402,456.36		0.00	0.00	0.00	0.00	0.00	0.00	402,456.36
Total Amortizable Assets - Intangible	402,456.36	0.00	0.00	0.00	0.00	0.00	0.00	0.00	402,456.36
Less Accumulated Amortization for:									
Computer Software	(402,456.36)	0.00	0.00	0.00	0.00	0.00	0.00	0.00	(402,456.36)
Total Accumulated Amortization	(402,456.36)	0.00	0.00	0.00	0.00	0.00	0.00	0.00	(402,456.36)
Amortizable Assets Intangible, Net	<b>0.00</b>	<b>0.00</b>	<b>0.00</b>	<b>0.00</b>	<b>0.00</b>	<b>0.00</b>	<b>0.00</b>	<b>0.00</b>	<b>0.00</b>
<b>Governmental Activities</b>									
<b>Capital Assets, Net</b>	<b>24,528.80</b>	<b>0.00</b>	<b>0.00</b>	<b>0.00</b>	<b>0.00</b>	<b>(5,256.00)</b>	<b>0.00</b>	<b>0.00</b>	<b>19,272.80</b>

**NOTE 3: DEPOSITS, INVESTMENTS AND REPURCHASE AGREEMENTS**

NOT APPLICABLE

**NOTE 4: SHORT-TERM DEBT**

NOT APPLICABLE

**NOTE 5: SUMMARY OF LONG-TERM LIABILITIES**

**Changes In Long-Term Liabilities**

During the year ended August 31, 2023, the following changes occurred in liabilities.

Governmental Activities	Balance 9/01/2022	Additions	Reductions	Balance 8/31/2023	Amounts Due Within One Year
Compensable Leave	\$ 2,171,535.41	\$ 2,240,232.06	\$ 2,168,708.22	\$ 2,243,059.25	\$ 1,402,628.39
<b>TOTAL</b>	<b>\$ 2,171,535.41</b>	<b>\$ 2,240,232.06</b>	<b>\$ 2,168,708.22</b>	<b>\$ 2,243,059.25</b>	<b>\$ 1,402,628.39</b>

**Employees' Compensable Leave**

A state employee is entitled to be paid for all unused vacation time accrued, in the event of the employee's resignation, dismissal, or separation from state employment, provided the employee has had continuous employment with the state for six months. Expenditures for accumulated annual leave balances are recognized in the period paid or taken in governmental fund types. For these fund types, the liability for unpaid benefits is recorded in the Statement of Net Assets. An expense and liability for proprietary fund types are recorded in the proprietary funds as the benefits accrue to employees. No liability is recorded for non-vesting accumulating rights to receive sick pay benefits.

**NOTE 6: BONDED INDEBTEDNESS**

NOT APPLICABLE

**NOTE 7: DERIVATIVE INSTRUMENTS**

NOT APPLICABLE

**NOTE 8: LEASES**

NOT APPLICABLE

**NOTE 9: PENSION PLANS (administering agencies only)**

NOT APPLICABLE

**NOTE 10: DEFERRED COMPENSATION (administering agencies only)**

NOT APPLICABLE

**NOTE 11: POST EMPLOYMENT HEALTH CARE AND LIFE INSURANCE BENEFITS**

NOT APPLICABLE

**NOTE 12: INTERFUND ACTIVITY AND TRANSACTIONS**

As explained in Note 1 on Interfund Activities and Balances, there are numerous transactions between funds and agencies. At year-end, amounts to be received or paid are reported as:

- Interfund Receivables or Interfund Payables
- Due From Other Agencies or Due to Other Agencies
- Due From Other Funds or Due to Other Funds
- Transfers In or Transfers Out.
- Legislative Transfers In or Legislative Transfers Out

The agency experienced routine transfers with other state agencies, which were consistent with the activities of the fund making the transfer. Repayment of interfund balances will occur within one year from the date of the financial statement.

Due To and From, Transfers and Legislative Transfers are not required for presentation in this note.

**NOTE 13: CONTINUANCE SUBJECT TO REVIEW**

The Texas Veterans Commission is subject to Chapter 325, Government Code (Texas Sunset Act). Unless continued in existence as provided by that chapter, the Commission is abolished and this Act expires September 1, 2021. If abolished, the Commission may continue until September 1, 2032, to close out its operations.

**NOTE 14: ADJUSTMENTS TO FUND BALANCES/NET ASSETS**

General Funds (0001, 0368, 0802)

Fund Balance/Net Assets		
September 1, 2022	\$	53,152,787.68
Restatement/Adjustment	\$	-
Fund Balance/Net Assets		
September 1, 2022, restated	\$	53,152,787.68

No Restatements

General Fixed Assets (9998)

Fund Balance/Net Assets		
September 1, 2022	\$	-
Restatement/Adjustment		
Fund Balance/Net Assets		
September 1, 2022, restated	\$	-



**NOTE 15: CONTINGENCIES AND COMMITMENTS**

The agency has received several federal grants for specific purposes that are subject to review and audit by the grantor agencies. Such audits could lead to a request for reimbursements to grantor agencies for expenditures disallowed under the terms of the grant. Management believes such disallowances, if any, will be immaterial.

**NOTE 16: SUBSEQUENT EVENTS**

NON APPLICABLE

**NOTE 17: RISK MANAGEMENT**

NON APPLICABLE

**NOTE 18: MANAGEMENT DISCUSSION AND ANALYSIS**

NON APPLICABLE

**NOTE 19: THE FINANCIAL REPORTING ENTITY**

NOT APPLICABLE

**NOTE 20: STEWARDSHIP, COMPLIANCE AND ACCOUNTABILITY**

NOT APPLICABLE

**NOTE 21: N/A (Not Applicable to the Reporting Requirement Process)**

NOT APPLICABLE

**NOTE 22: DONOR-RESTRICTED ENDOWMENTS**

NOT APPLICABLE

**NOTE 23: EXTRAORDINARY AND SPECIAL ITEMS**

NOT APPLICABLE

**NOTE 24: DISAGGREGATION OF RECEIVABLE AND PAYABLE BALANCES**

NON APPLICABLE

**NOTE 25: TERMINATION BENEFITS**

NON APPLICABLE

**NOTE 26: SEGMENT INFORMATION**

NON APPLICABLE

**NOTE 27: SERVICE CONCESSION ARRANGEMENTS**

NON APPLICABLE

**NOTE 28: DEFERRED OUTFLOWS OF RESOURCES**

NOT APPLICABLE

**NOTE 29: TROUBLE DEBT RESTRUCTURING**

NOT APPLICABLE

**NOTE 30: NON-EXCHANGING FINANCIAL GUARANTEES**

NOT APPLICABLE

**NOTE 31: TAX ABATEMENTS**

NOT APPLICABLE

**NOTE 32: GOVERNMENTAL FUND BALANCES**

NOT APPLICABLE

Unaudited

## **COMBINING STATEMENTS**

UNAUDITED

**Texas Veterans Commission, Agency 403**  
**Exhibit A-1 — Combining Balance Sheet — All General and Consolidated Funds**  
**For the Fiscal Year Ended August 31, 2023**

	Fund Type 01			Total
	GAAP Fund	GAAP Fund	GAAP Fund	
	0001	0368	0802	
<b>ASSETS</b>				
Current Assets:				
Cash In State Treasury	12,033.58	51,528,550.88		51,540,584.46
Legislative Appropriations	12,019,557.09			12,019,557.09
Receivables from:				
Federal				0.00
Interfund Receivables				0.00
Due From Other Agencies	603,477.61	3,006,703.71		3,610,181.32
Consumable Inventories				0.00
Non-Current Assets:				
Capital Assets (Note 2):				
Depreciable:				
Furniture and Equipment				
Less Accumulated Depreciation				
Total Assets	<u>12,635,068.28</u>	<u>54,535,254.59</u>	<u>0.00</u>	<u>67,170,322.87</u>
<b>LIABILITIES AND FUND BALANCES</b>				
Liabilities				
Current Liabilities:				
Payables from:				
Accounts	349,473.95			349,473.95
Payroll	2,532,644.77	95,943.02		2,628,587.79
Interfund Payable				0.00
Other Current Liabilities	12,208.98			12,208.98
Due To Other Agencies	189,080.00			189,080.00
Unearned Revenues	603,477.61			603,477.61
Employees' Compensable Leave				0.00
				0.00
Non-Current Liabilities				
Employees' Compensable Leave				0.00
Total Liabilities	<u>3,686,885.31</u>	<u>95,943.02</u>	<u>0.00</u>	<u>3,782,828.33</u>
Fund Balances (Deficits):				
Nonspendable for Inventory				0.00
Committed		54,439,311.57		54,439,311.57
Assigned				0.00
Unassigned	8,948,182.97			8,948,182.97
				0.00
Total Fund Balances	<u>8,948,182.97</u>	<u>54,439,311.57</u>	<u>0.00</u>	<u>63,387,494.54</u>
Total Liabilities and Fund Balances	<u>12,635,068.28</u>	<u>54,535,254.59</u>	<u>0.00</u>	<u>67,170,322.87</u>

**Texas Veterans Commission, Agency 403**  
**Exhibit A-2 — Combining Statement of Revenues, Expenditures and Changes in Fund Balances —**  
**All General and Consolidated Funds**  
**For the Fiscal Year Ended August 31, 2023**

	Fund Type 01			Total
	GAAP Fund 0001	GAAP Fund 0368	GAAP Fund 0802	
<b>REVENUES</b>				
Legislative Appropriations				
Original Appropriations (GR)	14,413,095.00			14,413,095.00
Additional Appropriations (GR)	9,778,470.96			9,778,470.96
Federal Revenues	17,975,832.58			17,975,832.58
Federal Pass-Through Revenue	189,080.00			189,080.00
State Pass-Through Revenue	1,044,000.00			1,044,000.00
Licenses, Fees & Permits (PR)	126.43	82.50	11,269.24	11,478.17
Interest and Other Investment Income (GR)		1,761,228.69	218.48	1,761,447.17
Other	56,291.02	2,870,899.38		2,927,190.40
Sales of Goods and Services	225.00			225.00
<b>Total Revenues</b>	<b>43,457,120.99</b>	<b>4,632,210.57</b>	<b>11,487.72</b>	<b>48,100,819.28</b>
<b>EXPENDITURES</b>				
Salaries and Wages	23,649,453.94	1,016,063.80		24,665,517.74
Payroll Related Costs	6,413,762.51	492,621.33		6,906,383.84
Professional Fees and Services	606,957.28	333,221.70		940,178.98
Travel	493,250.21	16,546.78		509,796.99
Materials and Supplies	554,988.05	301,353.91	2,291.62	858,633.58
Communication and Utilities	401,669.77	25,044.65	4,730.02	431,444.44
Repair and Maintenance	6,776.28	7,640.38		14,416.66
Rental and Leases	111,357.60	15,788.93		127,146.53
Printing and Reproduction	157,234.02	4,232.88		161,466.90
Intergovernmental Payments	522,920.00	5,897,642.04		6,420,562.04
Public Assistance Payments	1,512,034.95	18,681,780.27	2,076.32	20,195,891.54
Other Operating Expenditures	342,080.07	14,744.05		356,824.12
Federal Pass Thru Expenditures	1,938,201.16			1,938,201.16
Capital Outlay				0.00
Depreciation Expense				0.00
Claims and Judgments				0.00
Interest				0.00
<b>Total Expenditures</b>	<b>36,710,685.84</b>	<b>26,806,680.72</b>	<b>9,097.96</b>	<b>63,526,464.52</b>
Excess (Deficiency) of Revenues over Expenditures	6,746,435.15	(22,174,470.15)	2,389.76	(15,425,645.24)
<b>OTHER FINANCING SOURCES (USES)</b>				
Legislative Financing Sources				0.00
Legislative Financing Uses	(436,659.37)			(436,659.37)
Operating Transfers In (Note 12)	35,500.00	58,846,195.87		58,881,695.87
Operating Transfers Out (Note 12)	(3,546,827.56)	(29,200,529.60)	(2,389.76)	(32,749,746.92)
<b>Total Other Financing Sources (Uses)</b>	<b>(3,947,986.93)</b>	<b>29,645,666.27</b>	<b>(2,389.76)</b>	<b>25,695,289.58</b>
Net Change in Fund Balances	2,798,448.22	7,471,196.12	0.00	10,269,644.34
<b>Fund Financial Statement - Fund Balances</b>				
Fund Balances, September 1, 2022	6,184,672.23	46,968,115.45	0.00	53,152,787.68
Restatements				0.00
Fund Balances, September 1, 2022, as Restated	6,184,672.23	46,968,115.45	0.00	53,152,787.68
Appropriation Lapsed	(34,937.48)	0.00		(34,937.48)
<b>Fund Balances, August 31, 2023</b>	<b>8,948,182.97</b>	<b>54,439,311.57</b>	<b>0.00</b>	<b>63,387,494.54</b>

The accompanying notes to the financial statements is an integral part of the financial statement.

Unaudited

## **SCHEDULES**

**Texas Veterans Commission, Agency 403**  
**Schedule 1A - Schedule of Expenditures of Federal Awards**  
**For the Fiscal Year Ended August 31, 2023**

Federal Grantor/ Pass-through Grantor/ Program Title	CFDA Number	Identifying Number	Agy/ Univ No	Pass-through From		Direct Program Amount	Total PT From and Direct Prog.	Agy/ Univ No.	Pass-through To		Expenditures Amount	Total PT To and Expenditures
				Agencies or Universities Amount	Non-State Entities Amount				Agencies or Universities Amount	Non-State Entities Amount		
<b>U.S. Department of Treasury</b> COVID-19 Emergency Rental Assistance Program	21.023		332	189,080.00			189,080.00				189,080.00	189,080.00
<b>Totals - Department of Veterans Affairs</b>				189,080.00	-	-	189,080.00		-	-	189,080.00	189,080.00
<b>U.S. Department of Veterans Affairs</b> HRTG-Veterans Transportation	64.035					43,194.56	43,194.56				43,194.56	43,194.56
All-Volunteer Force Educational Assistance	64.124					1,219,254.25	1,219,254.25				1,219,254.25	1,219,254.25
<b>Totals - Department of Veterans Affairs</b>				0	0	1,262,448.81	1,262,448.81		-	-	1,262,448.81	1,262,448.81
<b>Employment Services Cluster</b>												
<b>U.S. Department of Labor</b>												
<u>Direct Programs:</u>												
Jobs For Veterans State Grants	17.801					17,316,861.38	17,316,861.38				15,378,660.22	17,316,861.38
<b>Totals - U.S. Department of Labor</b>				-	-	17,316,861.38	17,316,861.38		320	1,938,201.16	15,378,660.22	17,316,861.38
<b>Totals - U.S. Department of Labor</b>				-	-	17,316,861.38	17,316,861.38		1,938,201.16	0.00	15,378,660.22	17,316,861.38
<b>Total Expenditures of Federal Awards</b>				0.00	0.00	18,579,310.19	18,768,390.19		1,938,201.16	0.00	16,641,109.03	18,768,390.19

UNAUDITED

**Texas Veterans Commission, Agency 403**  
**Schedule 1B**  
**Schedule of State Grant Pass-Throughs From/To State Agencies**  
**For the Fiscal Year Ended August 31, 2023**

Pass-through From	Grant ID	Agency	Amount
North STAR Program			
HEALTH AND HUMAN SERVICES COMMISSION	529.0001	529	1,044,000.00
			<hr/>
Total Pass-Through from Other Agencies (Exh II)			<u>1,044,000.00</u>








# FY 2023 Annual Financial Report

Final Audit Report

2023-12-13

Created:	2023-12-13
By:	Samantha Weaver (samantha.weaver@tvc.texas.gov)
Status:	Signed
Transaction ID:	CBJCHBCAABAANN92liQXvYRw2QFdqjOlbUmftDfNdeRs

## "FY 2023 Annual Financial Report" History

-  Document created by Samantha Weaver (samantha.weaver@tvc.texas.gov)  
2023-12-13 - 5:24:32 PM GMT
-  Document emailed to Thomas Palladino (thomas.palladino@tvc.texas.gov) for signature  
2023-12-13 - 5:25:03 PM GMT
-  Email viewed by Thomas Palladino (thomas.palladino@tvc.texas.gov)  
2023-12-13 - 5:25:39 PM GMT
-  Document e-signed by Thomas Palladino (thomas.palladino@tvc.texas.gov)  
Signature Date: 2023-12-13 - 5:26:12 PM GMT - Time Source: server
-  Agreement completed.  
2023-12-13 - 5:26:12 PM GMT